

This is a technique that was used by the Native Americans to record a journey.



Display by Miss Breider, photograph by Miss Ellis

<http://geogtastic.blogspot.co.uk/2009/09/journey-sticks.html>

As the children travel through Perry Wood encourage a number of them keep a record of their visit using a journey stick.

Start by helping the children to select a stick from the ground. Explain to them why they should not take a stick from a tree. Give them some lengths of thread and help them to tie their first few finds to their journey stick. They may need help tying small objects securely to their stick.

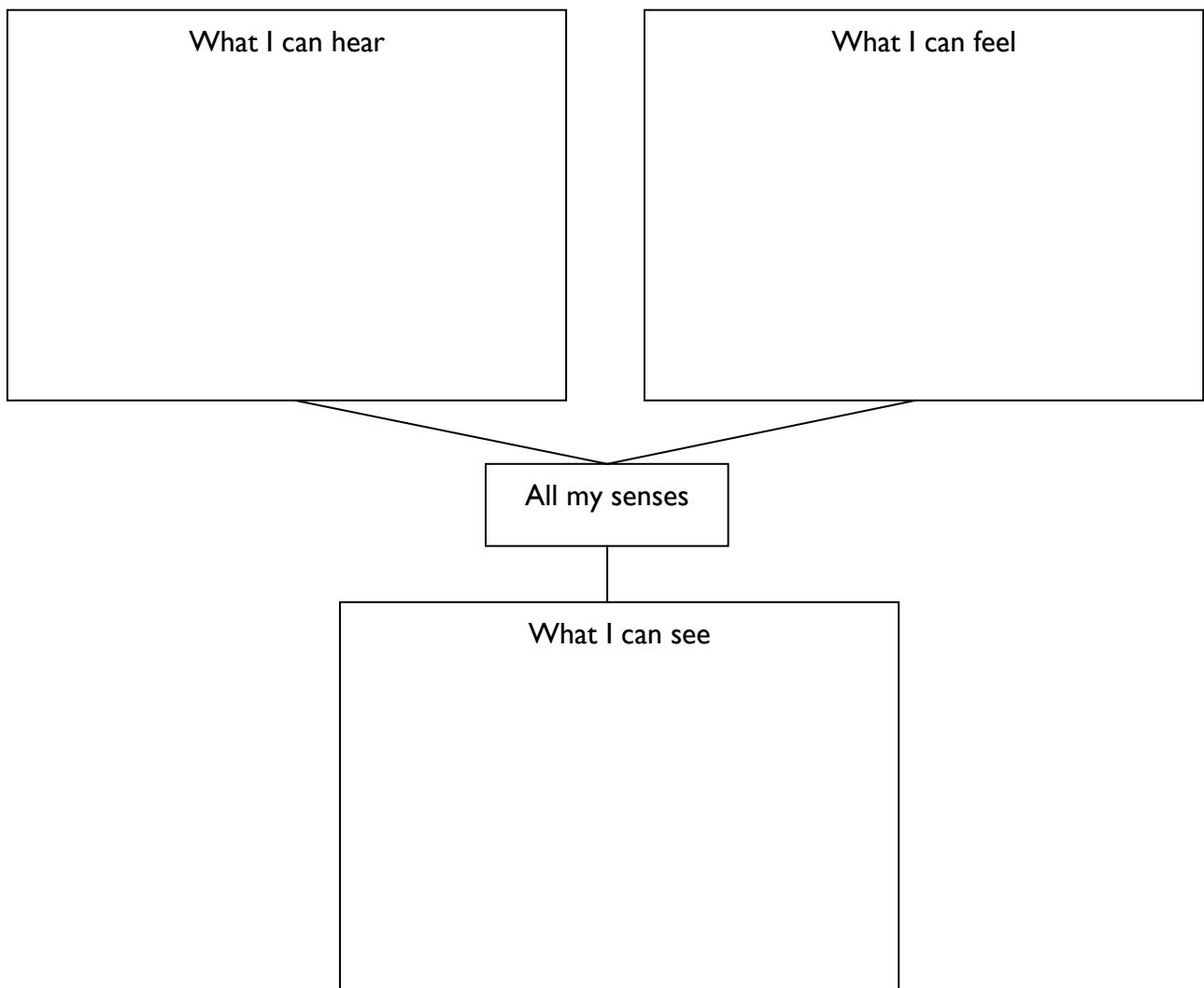
Discuss with the children, what to collect and what not to collect and how this will help them to remember their journey.

Move to a space of your own where you cannot touch anyone else. You will need to be very quiet for the activity.

You are going to close your eyes and listen to sounds in the wood. What can you feel, is it windy or raining. What can you smell?

Record the information you have gathered in a word sketch.


Think of the adjectives and verbs that describe what you see, hear and feel.



See




Think



Hear



Smell



Say

